




# Clamp Levers Lineup by Features

Lever Material	Plastic							
Thread Material	Steel				Stainless Steel			
Screw Type	Male Screw		Female Screw		Male Screw		Female Screw	
Rotating Radius	Long	Short	Long	Short	Long	Short	Long	Short
<b>Standard</b> Wide variety of material and size variations. Miniature Type Clamp Levers with small rotating radii are available for all materials. 	LEM LEME	LECM	LEF LEFE	LECF	LEMS	LECMS	LEFS	LECFS
<b>Built-in Washers</b>	Spring Washers	LEM-W	LECM-W			LEMS-W	LECMS-W	
	Plain Washer	LEM-LW	LECM-LW			LEMS-LW	LECMS-LW	
	Flat Washer for Slotted Hole	LEM-LWP	LECM-LWP			LEMS-LWP	LECMS-LWP	
<b>With Push Button</b> The push button allows easy application of force when pulling up the lever, making operation easier. The push button shape has no holes, helping prevent the accumulation of dust and dirt. 	LEM-C	LECM-C	LEF-C	LECF-C	LEMS-C	LECMS-C	LEFS-C	LECFS-C
<b>Universal Design</b> This clamp lever design incorporates the 7 principles of Universal Design. 	LUDM		LUDF		LUDMS		LUDFS	
<b>Built-in Washers</b>	Spring Washers	LUDM-W				LUDMS-W		
	Plain Washer	LUDM-LW				LUDMS-LW		
	Flat Washer for Slotted Hole	LUDM-LWP				LUDMS-LWP		

## • Rotating Radius

Length from rotation axis center to lever tip.



### Rotating Radius [Long]

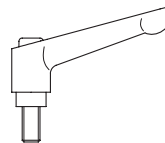
Varies, depending on the screw size, over a range from 45 mm to 108 mm. Refer to each product page.

### Rotating Radius [Short]

30 mm for all sizes.

## • Screw Type

Male Screw



Female Screw

