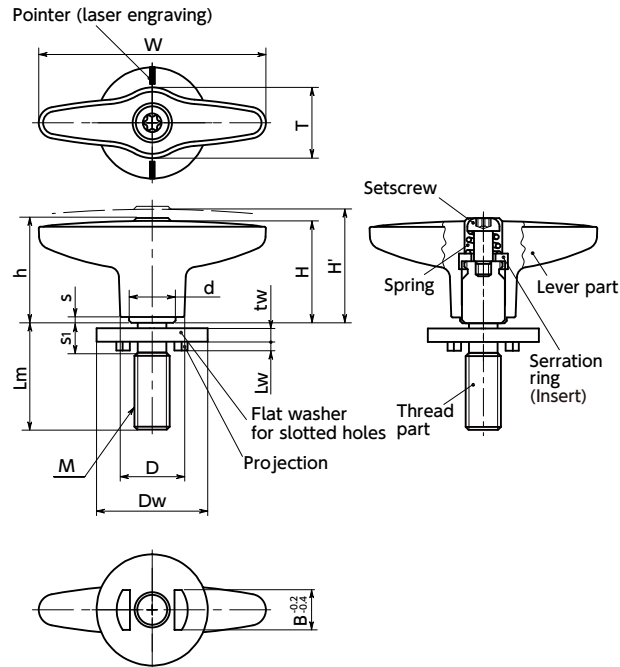
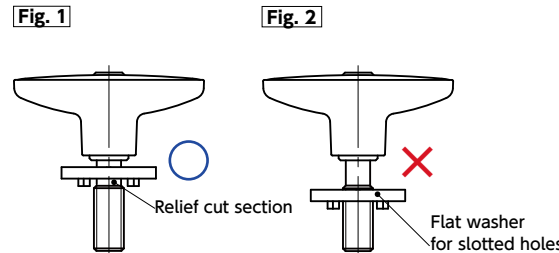


LUDMS-LWP Plastic Clamp Levers with Flat Washers for Slotted Holes

SUS Stainless steel



- ⚠ Precautions for Use**
- Refer to the washer index as a guide.
 - Before tightening the lever, make sure that the washers are located at the relief cut section as shown in **Fig. 1**. Tightening the washer while hooked on the screw thread as shown in **Fig. 2** may cause the washer to be deformed.



● Material/Finish RoHS

	LUDMS-LWP
Lever Part	Nylon 6 (Various Color)
Thread Part	SUS303
Flat Washer for Slotted Holes	SUS303
Setscrew	Stainless Steel
Serration Ring	Zinc Die Cast
Spring	Stainless Steel Wire

Dimensions

Unit : mm

Part Number ¹	W	M (Coarse)		H	H'	h	s	T	D	d	Dw	tw	Lw	s1	B*1	Tooth No.	Max. Load*2 (N)	Max. Clamping Force*2 (kN)	Mass (g)
		Nominal of Thread	Pitch																
LUDMS-52-5-LWP20	52	M5	0.8	23.5	27	24.5	1.5	15.4	14	10	20	2	2	4	5.5	18	72	2.7	23 - 28
LUDMS-52-6-LWP20	52	M6	1	23.5	27	24.5	1.5	15.4	14	10	20	2	2	5	6.6	18	120	3.8	24 - 30
LUDMS-67-8-LWP25	67	M8	1.25	30	34	31	2	20.8	19	13.5	25	3	2	6	9	24	230	7	53 - 67
LUDMS-78-10-LWP30	78	M10	1.5	35	39	36	2	24.3	22	16	30	3	2	7	11	26	390	11	84 - 114

*1: Set the width of the slotted hole to match the washer projection B dimension.
 *2: For the definitions of maximum load and maximum clamping force, see "Using the Clamp Lever / Tension Lever."


● Part number specification

LUDMS-52-6-25-LWP20-YW

¹ ² ¹ ³

For ² screw length Lm, select from the sizes marked with ● in the table.

- Double arm type plastic clamp lever with flat washer for slotted holes.
- The projection on the washer seating surface prevents the washer from turning and the pointer on the top always points to the scale, making it suitable for a slide mechanism that uses slotted holes.



- Washers are built into the relief cut section to prevent them from falling off. This also eliminates the need to mount washers.
- The outside diameter of the washer is about 3 times the screw diameter. This provides a sufficient seating surface for the tightening area.
- Designed to incorporate the 7 principles of Universal Design. The shape allows easy operation and application of force.
- Universal Design → P.xxxx
- Rotating radius is about half that of conventional plastic clamp levers. Space-saving.
- The zinc die cast serration ring is inserted into the plastic lever main unit. It achieves sufficient fitting strength with the metal screw serrations.
- Five color variations support the color universal design of machines and devices. Two-tone color: dark gray and various colors.

- Lever part colors can be selected by the end symbol of the part number.

End Symbol ³	Lever Part Color
BK	Matte Black
SG	Matte Silver
OR	Matte Orange
BL	Matte Blue
YW	Matte Yellow

Related Products

Various scales such as stainless steel, polyester, vertical and horizontal types are available.



Through-hole type **SWAS-PPK** the same shape as **LUDMS-LWP** with flat washer for slotted holes is available.



Cleanroom Wash & Packaging → P.xxxx	Screw Combination → P.xxxx	Screw Length Adjustment → P.xxxx	Vibration Resistant → P.xxxx	Laser Marking → P.xxxx
Not Available	Not Available	Available / Add'l charge	Not Available	Available / Add'l charge