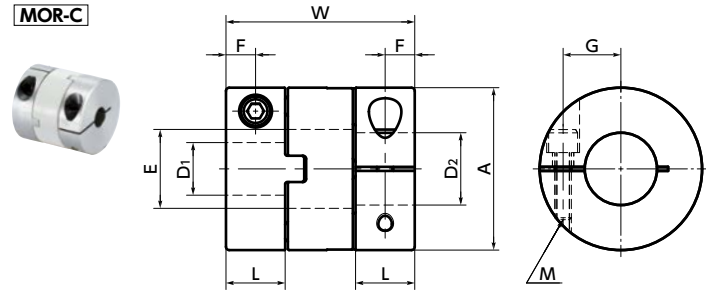


MOR-C Flexible Couplings - Oldham Type - Clamping Type

- High torque
- Electrical Insulation
- High Allowable Misalignment
- Small Eccentric Reaction Force



Dimensions

Unit : mm

Part Number	A	L	W	E	F	G	M	Screw Tightening Torque (N·m)
MOR-12C	12	6.2	19	5.2	3.1	4	M2	0.5
MOR-15C	15	7	21.2	8.2	3.5	5	M2.5	1
MOR-17C	17	7.3	24.5	8.2	3.7	6	M2.5	1
MOR-20C	20	8.8	27.6	12.2	4.4	7.5	M3	1.5
MOR-26C	26	9.7	30.4	14.2	4.9	9.5	M3	1.5
MOR-30C	30	10	32.6	16.2	5	11.1	M4	2.5
MOR-34C	34	11.1	34	16.2	5.6	12.6	M4	2.5
MOR-38C	38	12.1	40.1	20.3	6	14.2	M5	4
MOR-45C	45	13.8	46	22.3	6.9	16	M5	4
MOR-55C	55	18.7	57	26.5	9.4	20	M6	8
MOR-68C	68	24	77	38.5	12	26	M8	16

Unit : mm

Part Number	Standard Metric Bore Diameter																					
	D1 · D2	3	4	5	6	6.35	8	9.525	10	12	14	15	16	18	19	20	22	25	28	30	35	
MOR-12C	●	●	●																			
MOR-15C		●	●	●																		
MOR-17C			●	●	●																	
MOR-20C			●	●	●	●	●	●	●													
MOR-26C				●	●	●	●	●	●	●	●											
MOR-30C						●	●	●	●	●	●	●										
MOR-34C								●	●	●	●	●	●									
MOR-38C									●	●	●	●	●	●	●	●						
MOR-45C										●	●	●	●	●	●	●	●	●				
MOR-55C												●	●	●	●	●	●	●	●	●		
MOR-68C																●	●	●	●	●	●	●

Unit : inch

Part Number	Standard Inch Bore Diameter							
	D1 · D2	1 / 4	5 / 16	3 / 8	1 / 2	5 / 8	3 / 4	7 / 8
MOR-17C	●							
MOR-20C	●		●		●			
MOR-26C	●		●		●			
MOR-30C				●	●			
MOR-34C				●	●	●		
MOR-38C				●	●	●	●	
MOR-45C					●	●	●	
MOR-55C						●	●	●


- All products are provided with hex socket head cap screw.
- Recommended tolerance for shaft diameters is h6 and h7.
- A set of hubs with set screw type for one side and clamping type or other type for the other side is available upon request.
- For the shaft insertion amount to the coupling, see Mounting/maintenance.

⚠ Precautions for Use

- In case of mounting on D-cut shaft, be careful about the position of the D-cut surface of the shaft. → P.xxxx
- There are sizes where the hex socket head bolt exceeds the outer diameter of the coupling and the rotating diameter is larger than the outer diameter. Please be careful of the interference of coupling. → P.xxxx

- Part number specification

MOR-55C - 18-20 1 Set



MOR-20 - SPCR Single Spacer

Product Code: MOR-20
 Outside Diameter (A Dimension): SPCR
 Single Spacer

- Additional Keyway at Shaft Hole → P.xxxx Available / Add'l charge
- Cleanroom Wash & Packaging → P.xxxx Please feel free to contact us
- Change to Stainless Steel Screw → P.xxxx Available / Add'l charge

MOR-C Flexible Couplings - Oldham Type - Clamping Type

 High torque
  Electrical Insulation
  High Allowable Misalignment
  Small Eccentric Reaction Force

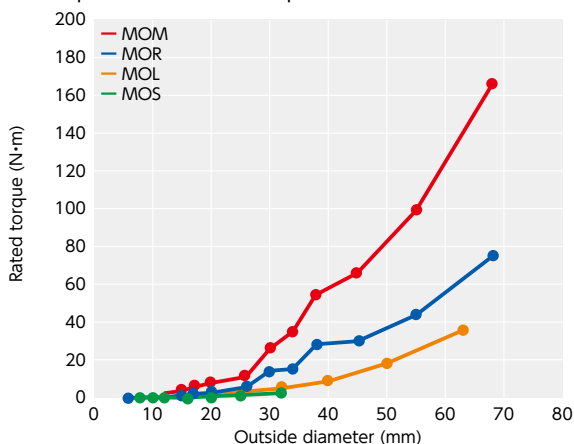
Performance

Part Number	Max. Bore Diameter (mm)	Rated *1 Torque (N·m)	Maximum *1 Torque (N·m)	Max. Rotational Frequency (min ⁻¹)	Moment *2 of Inertia (kg·m ²)	Static Torsional Stiffness (N·m/rad)	Max. Lateral Misalignment (mm)	Max. Angular Misalignment (°)	Mass *2 (g)
MOR-12C	5	1	2	52000	6.6×10^{-8}	60	1	3	3
MOR-15C	6	1.6	3.2	42000	1.7×10^{-7}	80	1	3	5
MOR-17C	6.35	2.2	4.4	37000	3.8×10^{-7}	120	1.2	3	9
MOR-20C	10	3.2	6.4	31000	8.0×10^{-7}	120	1.2	3	13
MOR-26C	14	6	12	24000	2.5×10^{-6}	300	1.5	3	24
MOR-30C	14	15	30	21000	5.3×10^{-6}	530	2	3	39
MOR-34C	16	16	32	18000	8.6×10^{-6}	1000	2.5	3	50
MOR-38C	20	28	56	16000	1.5×10^{-5}	1500	2.5	3	67
MOR-45C	20	30	60	14000	3.2×10^{-5}	2400	3	3	110
MOR-55C	25	45	90	11000	1.0×10^{-4}	4100	4	3	230
MOR-68C	35	80	160	9000	3.3×10^{-4}	6400	4.5	3	440

*1: Values with no load fluctuation and rotation in a single direction. If there is large load fluctuation, or both normal and reverse rotation, select a size with some margin. If ambient temperature exceeds 30°C, be sure to correct the rated torque and max. torque with temperature correction factor shown in the following table. The allowable operating temperature of **MOR-C** is -20°C to 80°C. The shaft's slip torque may be smaller than the coupling's rated torque depending on the shaft bore. → P.xxx

*2: These are values with max. bore diameter.

● Comparison of rated torque



● Ambient Temperature / Temperature Correction Factor

Ambient Temperature	Temperature Correction Factor
-20°C to 30°C	1.00
30°C to 40°C	0.80
40°C to 60°C	0.70
60°C to 80°C	0.55