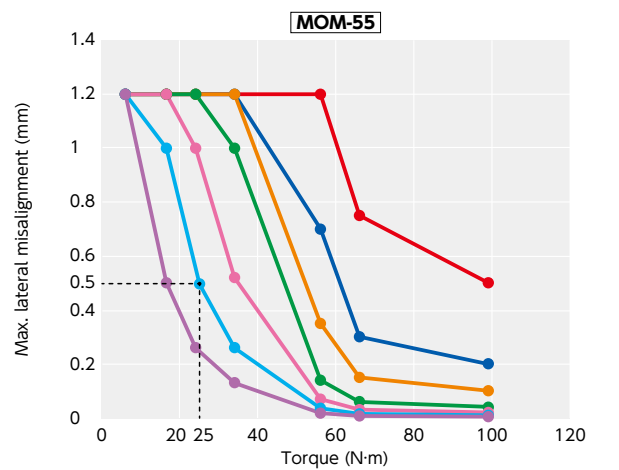
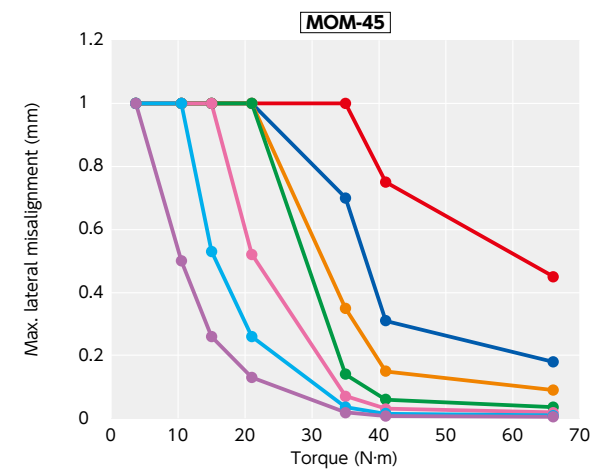
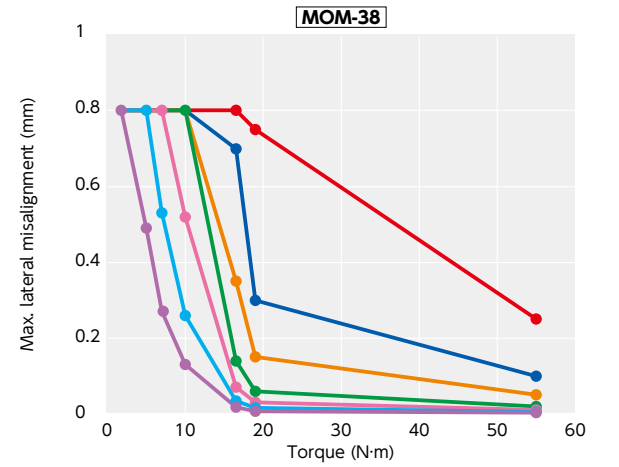
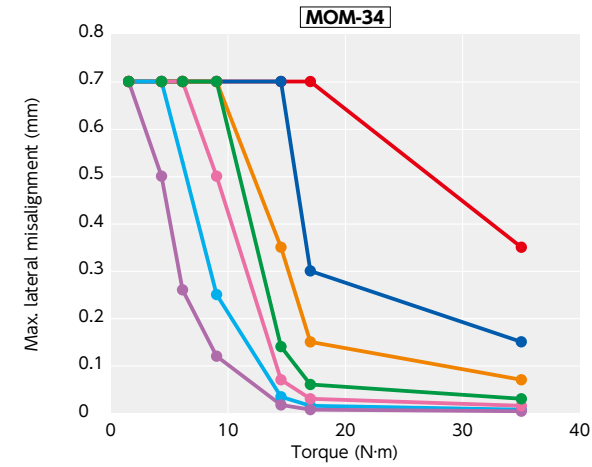
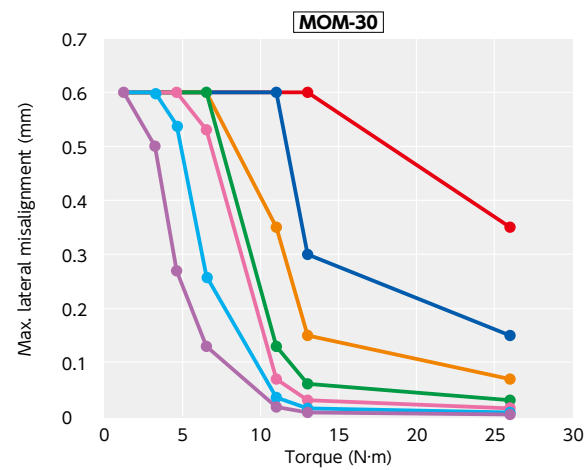
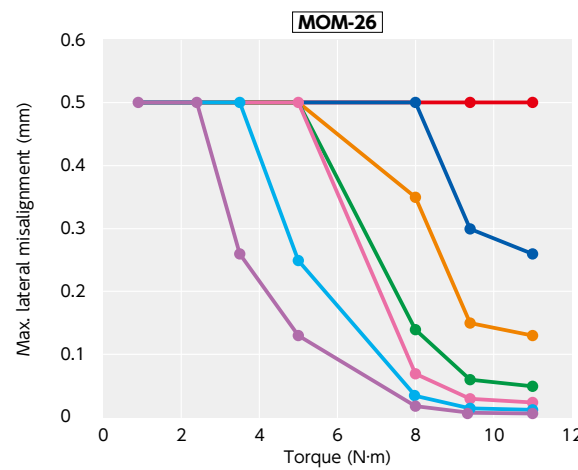
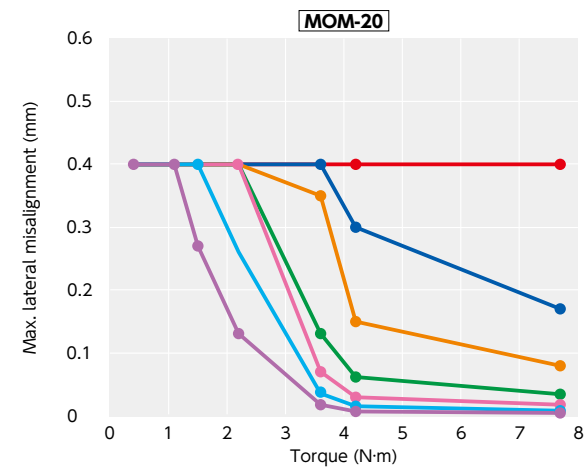
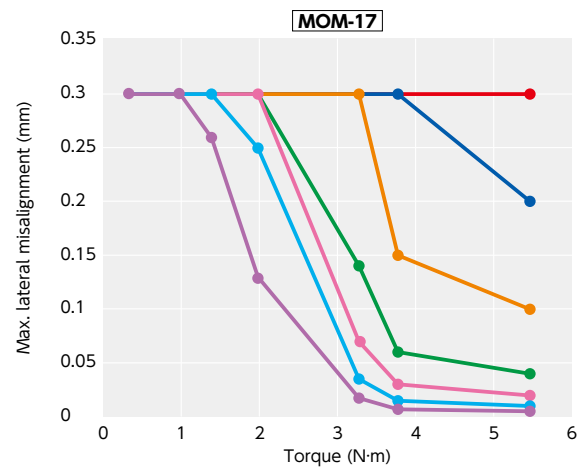
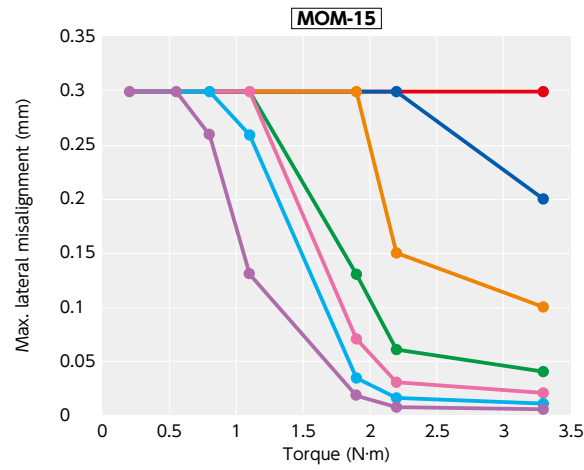
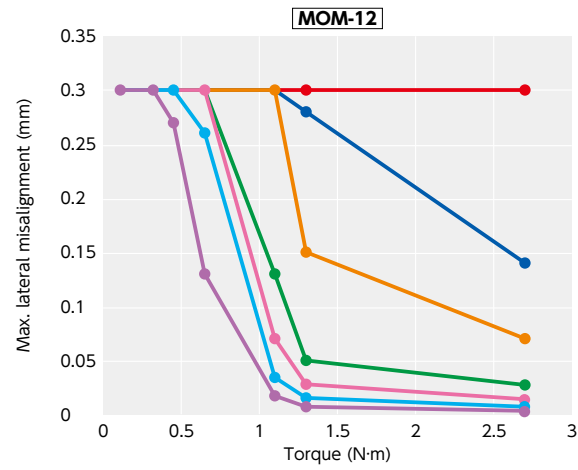


### Technical Information

● Max. Lateral Misalignment

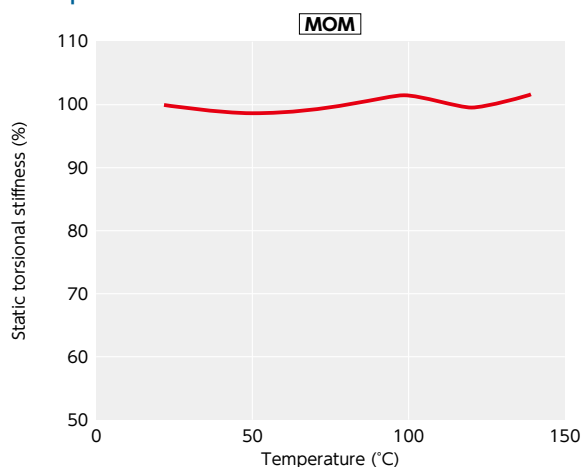
MOM's max. lateral misalignment varies depending on the load torque and revolution.



● Example  
When load torque is 25 N·m and revolution is 1000 min<sup>-1</sup>, the max. lateral misalignment of MOM-55 is 0.5 mm.



● **Change in static torsional stiffness due to temperature**



This is a value under the condition where the static torsional stiffness at 20°C is 100%. The change of **MOM** in torsional stiffness due to temperature is small and the change in responsiveness is extremely small.

If the unit is used under higher temperature, be careful about misalignment due to elongation or deflection of the shaft associated with thermal expansion.

● **Slip Torque**

As in the table below, the clamping type **MOM-C** has different slip torque according to the bore diameter. Take care during selection.

Unit : N · m

Part Number	Bore Diameter																			
	3	4	5	6	6.35	8	10	12	14	15	16	18	20	22	24	25	28	30	35	
<b>MOM-15C</b>	0.3	0.5	0.8	1																
<b>MOM-17C</b>		2.1	3.5	3.7																
<b>MOM-20C</b>			3.8	6	6	6.8	7.5													
<b>MOM-26C</b>				5.4	5.4	5.8	6.6	8.7												
<b>MOM-30C</b>						7.4	12	14	15											
<b>MOM-34C</b>							13	13	15	16	16									
<b>MOM-38C</b>							16	18	20	23	25	28	31							
<b>MOM-45C</b>								47	48	56	56	57	62							
<b>MOM-55C</b>										42	54	55	56	89	93	97				
<b>MOM-70C</b>												62	92	95	97	100	110	120	130	

- These are test values based on the conditions of shaft dimensional allowance: h7, hardness: 34 - 40 HRC, and screw tightening torque of the values described in **MOM-C** dimension tables. They are not guaranteed values.
- Slip torque changes with usage conditions. Carry out tests under conditions similar to actual conditions in advance.