


● Material/Finish RoHS2 Compliant

	LUDM-W
Lever Part	Nylon 6 (Various Color)
Thread Part	SUM22L Ferrosferric Oxide Film (Black)
Spring Washer	SUS304
Plain Washer	SUS304
Setscrew	Steel
Serration Ring	Zinc Die Cast
Spring	Stainless Steel Wire

- Double arm type plastic clamp lever with spring washer.
- This eliminates the need to mount spring washers.
- The special shape of the plain washer holds the spring washer captive.
- The plain washer can be rotated along the thread ridges and removed. The spring washer can be replaced with a different washer component.



- Designed to incorporate the 7 principles of Universal Design. The shape allows easy operation and application of force.
- Universal Design → P.xxxx
- Rotating radius is about half that of conventional plastic clamp levers. Space-saving.
- The zinc die cast serration ring is inserted into the plastic lever main unit. It achieves sufficient fitting strength with the metal screw serrations.
- Five color variations support the color universal design of machines and devices. Two-tone color: dark gray and various colors.
- Lever part colors can be selected by the end symbol of the part number.

End Symbol 3	Lever Part Color
BK	Matte Black
SG	Matte Silver
OR	Matte Orange
BL	Matte Blue
YW	Matte Yellow

Dimensions

Unit : mm

Part Number 1	W	M (Coarse)		H	H'	h	s	T	D	d	Ds	ts	Dw	tw	s ₁	Tooth No.	Max.*1 Load (N)	Max.*1 Clamping Force (kN)	Mass (g)
		Nominal of Thread	Pitch																
LUDM-52-5-W	52	M5	0.8	23.5	27	24.5	1.5	15.4	14	10	9.2	1.3	10	0.5	4	18	72	2.7	20 - 25
LUDM-52-6-W	52	M6	1	23.5	27	24.5	1.5	15.4	14	10	12.2	1.5	12	0.6	5	18	120	3.8	21 - 27
LUDM-67-8-W	67	M8	1.25	30	34	31	2	20.8	19	13.5	15.4	2	16	0.8	6	24	230	7	42 - 58
LUDM-78-10-W	78	M10	1.5	35	39	36	2	24.3	22	16	18.4	2.5	20	1	7	26	390	11	71 - 103

*1: About the definition of max. load / max. clamping force → P.xxxx

- Part number specification

LUDM-52-6-25-W-YW



Select a **2** thread length Lm from the dimension table.

⚠ Precautions for Use

Before tightening the lever, make sure that the plain washers are located at the relief cut section as shown in **Fig. 1**. Tightening the plain washer while hooked on the screw thread as shown in **Fig. 2** may cause the plain washer to be deformed.

Fig. 1

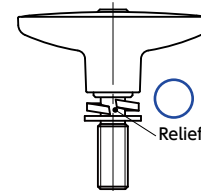
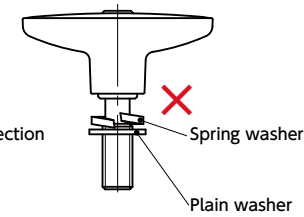


Fig. 2



- Usage example

Can be used for tightening slotted holes.



- Nominal of thread for slotted hole widths should be +0.5 mm or less.



● Related Products

Plastic **LUDM** clamp levers without spring washers are available.
→ P.xxxx



Plastic **LUDM-LW** clamp levers with plain washers are available.
→ P.xxxx



Plastic **LUDM-LWP** clamp levers with flat washers for slotted holes are available.
→ P.xxxx



Part Number	Lm (mm) 2									
	12	16	20	25	32	40	50	63	80	
LUDM-52-5-W	●	●	●	●	●	●	●			
LUDM-52-6-W	●	●	●	●	●	●	●			
LUDM-67-8-W	●	●	●	●	●	●	●	●		
LUDM-78-10-W		●	●	●	●	●	●	●	●	

Cleanroom Wash & Packaging → P.xxxx	Screw Combination → P.xxxx	Screw Length Adjustment → P.xxxx	Vibration Resistant → P.xxxx	Laser Marking → P.xxxx
Not Available	Not Available	Available / Add'l charge	Not Available	Available / Add'l charge