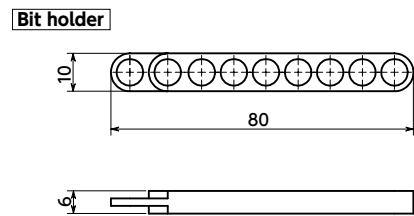
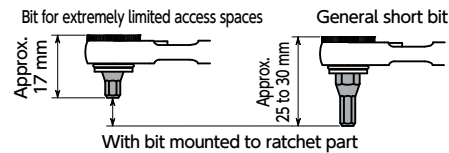


- This is a short-length bit and dedicated bit ratchet handle set. With the bit mounted to the ratchet part, the height is approximately 17 mm, making it suitable for limited access spaces.



- The ratchet mechanism eliminates the need to re-insert the bit in the recess of the screw, enabling continuous screw turning. The 52 teeth on the ratchet part allow the handle to be moved back and forth in approximately 7° intervals, making it also suitable for narrow spaces that limit the rotation direction.

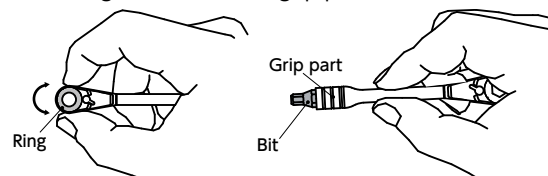
### Application

Attaching and removing screws in limited access spaces of equipment, devices, and vehicles

### Material/Finish

	SKNBR-6.35-8SET
Bit Ratchet Handle Main Body	Alloy Steel Chrome Plating
Ratchet Part	Alloy Steel Manganese Phosphate Film
Magnet	Neodymium Chrome Plating
Bit	Alloy Steel Nickel Plating
Bit Holder	Polyethylene (Black)

- Usable in spaces where regular screwdrivers/wrenches cannot be used, it helps reduce work hours for removing peripheral components, etc.
- Required working space is decreased, so device/equipment structure can also be made more compact.
- 3 bits for cross-recessed sockets and 5 bits for hex sockets are supplied, for a total of 8 bits.
- Temporary tightening work can be done by holding the black ring on the ratchet between your fingers and turning. Can also be used as a screwdriver by inserting the bit into the grip part.



Part Number	Included Bit Size		Ratchet Part Tooth No.	Mass *1 (g)
	Cross-Recessed Nominal Number	Nominal of Width Across Flats		
SKNBR-6.35-8SET	0·1·2	2·2.5·3·4·5	52	54.9

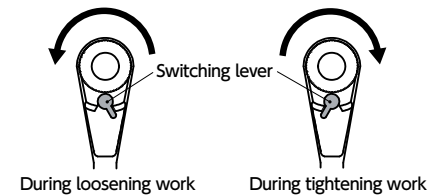
\*1: Total mass of bit ratchet handle/bit/bit holder.

### Bit for Hex Sockets Dimension Table

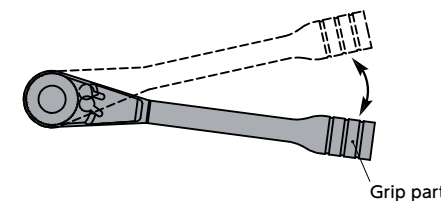
B Nominal of Width Across Flats	H
2	2.5
2.5	3
3	3.5
4	5
5	6

### Usage

- Insert the supplied bit into the ratchet part.
- Operate the switching lever, and switch the rotation direction to match the gears inside the ratchet part.



- Firmly insert the tip of the bit into the recess of the screw, operate the handle back and forth while holding the grip part, and perform the screw tightening work.

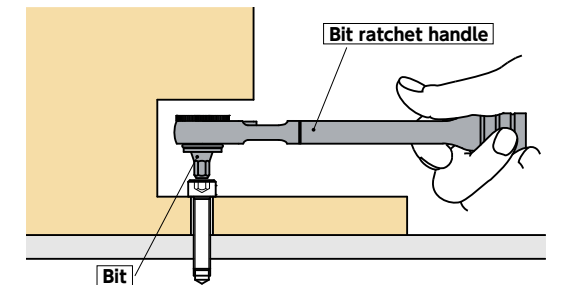


### Precautions for Use

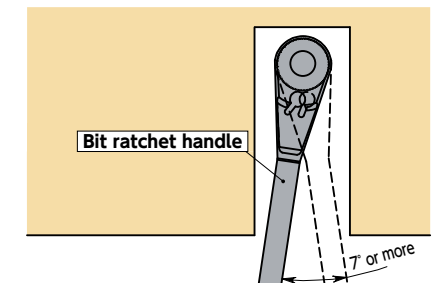
- Do not use bits for extremely limited access spaces in commercial bit-interchangeable tools. Due to the short bit length, it may be difficult to remove.
- Do not use in locations exposed to live wires, as it is made of metal.
- Do not use for any applications other than for turning screws.
- Use a bit that matches the recess shape of the screw.
- During screw turning work, do not perform switching lever operation.

### Usage example

For spaces with limited height.



For spaces with limited rotation space where regular wrenches cannot be used.



If there is space for the bit ratchet handle to rotate 7° or more, the screw can be turned continuously.

### Part number specification

**SKNBR-6.35-8SET**